



Manometers
MP 100 - 101 - 105 - 112
MP 120

New



Functions

- Selection of units
- Manual automatic calibration
- HOLD function
- Minimum and maximum values
- Adjustable automatic shut-off
- Adjustable backlight
- Adjustable climatic parameters (MP120)

Technical features

- Measuring element**..... piezoresistif sensor
- Overpressure allowed**.....MP 100 : 250mbar, MP101: 700mbar, MP105 : 1.4bar, MP112 : 3 bar MP 120 : 250 mbar
- Pressure connectors**.....MP 100/101/120 : Ø 6.2 mm barbed connectors made of nickelled brass
MP 105 et 112 : Ø 4.6 mm threaded connectors made of nickelled brass
- Display**.....2 lines, LCD technology. Sizes 50 x 34.9 mm.
1 line of 5 digits with 7 segments (value)
1 line of 5 digits with 16 segments (unit)
- Housing**.....Shock-proof made of ABS, IP54 protection
- Keypad**.....Metal-coated with 5 keys
- Cable**.....retractable, length 450 mm, up to 2.4 m when released
- Conformity**.....electromagnetical compatibility (NF EN 61326-1 guideline)
- Power supply**.....1 alcaline battery 9V 6LR61
- Operating temperature**.....from 0 to 50°C
- Storage temperature**.....from -20 to +80°C
- Auto shut-off**.....adjustable from 0 to 120 min
- Weight**.....190g
- Languages**.....French, english

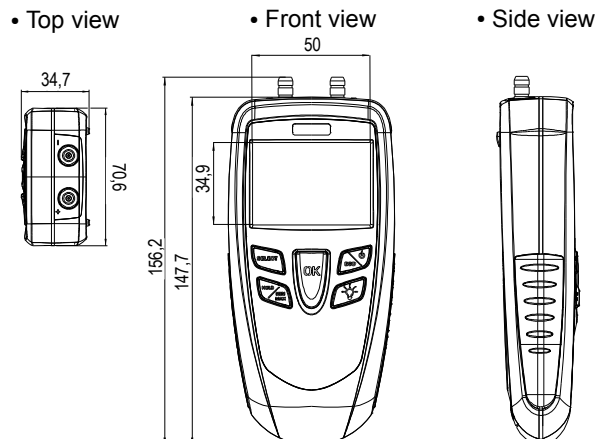
MP 100 - 101 - 105 - 112



MP 120



Dimensions



*except class 100S

Specifications

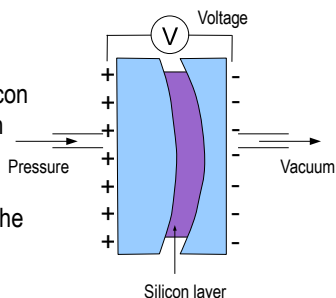
	Measuring units	Measuring range	Accuracy*	Resolutions
PRESSURE				
MP 100		from 0 to ±1000 Pa	±0.5% of reading ±2 Pa	1 Pa
MP 101	Pa, mmH ₂ O, inWg,	from 0 to ±1000 mmH ₂ O	±0.5% of reading ±2 mmH ₂ O	0 to ±200mmH ₂ O : 0,1 mmH ₂ O beyond : 1 mmH ₂ O
MP 105	mbar, hPa,	from 0 to ±500 mbar	±0.5% of reading ±2mbar	1 mbar
MP 112	KPa,	from 0 to ±2000 mbar	±0.5% of reading ±2mbar	1 mbar
MP 120	mmHg, PSI, DaPa	from 0 to ±1000 Pa	±0.5% of reading ±2 Pa	1 Pa
AIR VELOCITY Pitot tube				
	m/s, fpm, Km/h	from 2 to 5 m/s from 5 to 40 m/s	±0.7 m/s ±0.5% of reading ±0.3 m/s	0.1 m/s

*All accuracies indicated in this document were stated in laboratory conditions and can be guaranteed for measurements carried out in the same conditions, or carried out with required compensation.

Working principle

Piezoresistif sensor

Piezoresistif sensor is a diaphragm formed on a silicon substrate, which bends with applied pressure and generates millivoltage or millicurrent proportional to the pressure applied.



Pitot tube

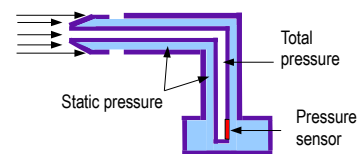
Dynamic pressure is measured by Pitot tube :

P_d = Total pressure – Static pressure

Velocity is calculated according to Bernoulli simplified formula.

Formula with temperature correction :

$$V_{m/s} = K \times \sqrt{\frac{574,2 \theta + 156842,77}{P_0}} \times \sqrt{\Delta P_{en Pa}}$$



P_0 = Barometric pressure in Pa
 θ = Temperature in °C
 K = Pitot tube coefficient

Supplied with ...

DESCRIPTION	MP 100	MP 101	MP 105	MP 112	MP 120
Pressure sensor from 0 to ±1000 Pa	●				●
Pressure sensor from 0 to ±1000 mmH ₂ O		●			
Pressure sensor from 0 to ±500 mbar			●		
Pressure sensor from 0 to ±2000 mbar				●	
Pitot tube Ø 6mm, length 300 mm	○	○	○	○	○
2x1 m clear tube Ø 4 x 6 mm	○	○	●	●	○
2x1 m silicone tube Ø 4 x 7 mm	●	●	○	○	●
Stainless steel tip Ø 6 x 100 mm*	●	●	●	●	●
Calibration certificate*	●	●	●	●	●
Transport case	●	●	●	●	●

*except class 100S



- Included
- Optional

Accessories (See related datasheet)

CE 100	J.T.C or J.Y.C	See related datasheet
Protective cover with magnet and holding system	Straight connections, in T or Y for tube Ø 5x8mm	Pitot Tube available in many lengths Ø 3/6 or 8mm, with or without temperature compensation

Warranty period

Instruments have 1-year guarantee for any manufacturing defect (return to our After-Sales Service required for appraisal).

www.kimo.fr

Distributed by :

EXPORT DEPARTMENT

Tel : + 33. 1. 60. 06. 69. 25 - Fax : + 33. 1. 60. 06. 69. 29

e-mail : export@kimo.fr

