

## Data sheet

# Thermostatic mixing valve

## TVM-H

## Description



TVM-H limits and maintains constant level of mixing temperature in heating applications. The thermostatic mixing valve ensures a constant temperature of the mixed water at the outlet.

**Advantages**

- Constant temperature of the water at the outlet
- Variable setting of the nominal temperature range: 30 ... 70 °C
- Special design with anti-scalding coating
- System components: accessories and spare parts

**Standard design**

A thermostatic cartridge and a return spring ensure the constant blend temperature at the outlet.

Thanks to the design of the mixing valve, the thermostatic cartridge can be easily replaced in the installed valve if the performance decreases, which occurs due to normal wear and tear.

## Ordering

DN	G	Temperature range (°C)	E <sup>1)</sup> (l/min)	k <sub>v5</sub> 1 <sup>2)</sup>	k <sub>v5</sub> 2 <sup>3)</sup>	Code No.
TVM-H 20	1"	30 ... 70	39	1.9	1.65	<b>003Z1120</b>
TVM-H 25	1¼"	30 ... 70	61	3.0	2.6	<b>003Z1127</b>

<sup>1)</sup> E = extracted (outlet) quantity at  $\Delta p = 1.5$  bar

<sup>2)</sup> k<sub>v5</sub>1 = without check valve

<sup>3)</sup> k<sub>v5</sub>2 = with check valve

**Accessories and spare parts**

Typew	Max. pressure (bar)	Max. temperature (°C)	Code No.
Non-return valve DN 20	10	95	<b>003Z3130</b>
Non-return valve DN 25	10	95	<b>003Z3131</b>
Thermostatic element			<b>003Z3132</b>
Fitting set DN 20			<b>003Z3134</b>
Fitting set DN 25			<b>003Z3135</b>

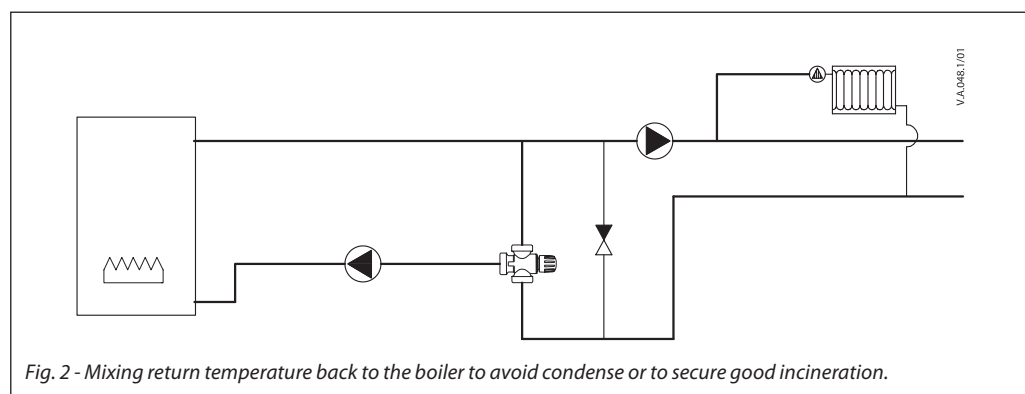
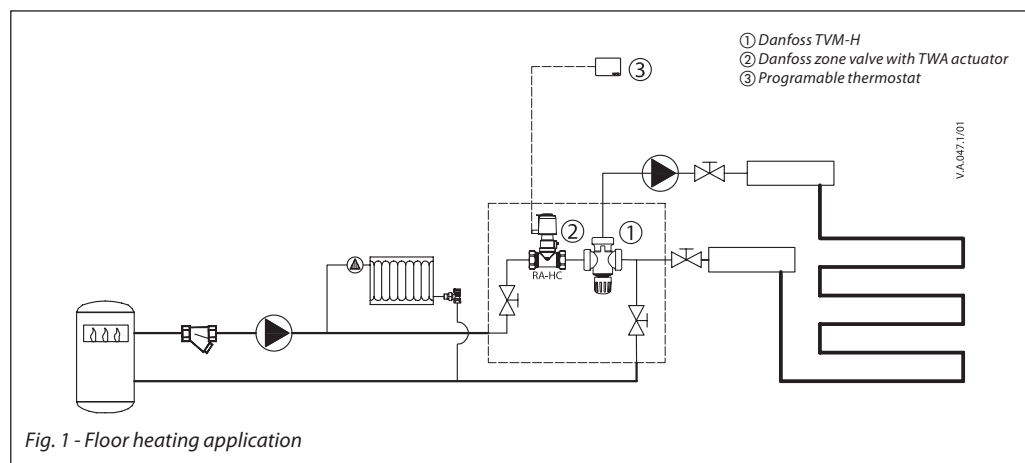
Technical data

Factory temperature pressetting	°C	70
Cold water supply temperature		10
Hot water supply temperature		70
Temperature stability (depend on pressure and temperature)		± 3
Max. hot water operating temperature	bar	100
Supply pressure, static (max.)		10
Supply pressure, dynamic (max.)		5
Constant inlet pressure differential <sup>1)</sup>		2
Max. pressure loss ratio		10:1
<b>Materials</b>		
Body	DZR + antilimescale treatment	
Plastic cap	Polystyrene	
Spring	SS steel 1.4301 (inoxidable)	
Sealing	EPDM	

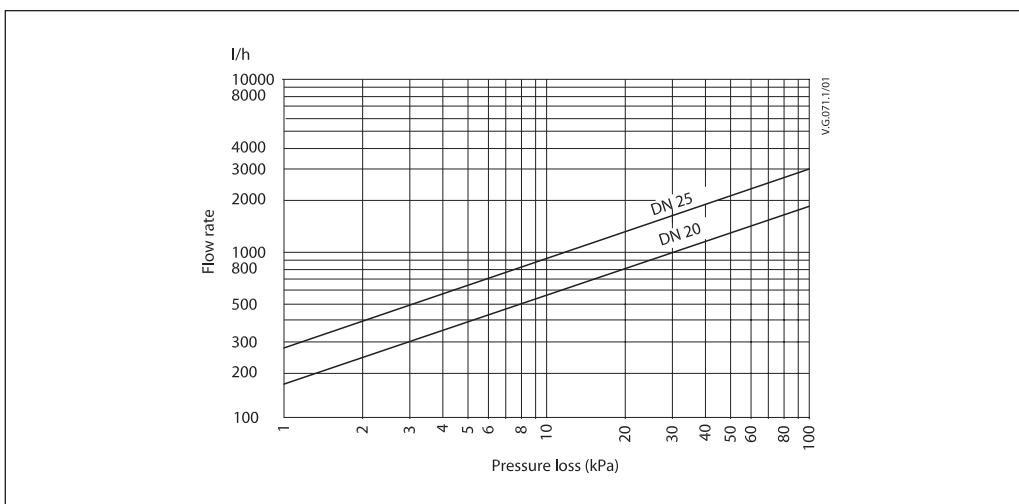
<sup>1)</sup> Between cold and warm inlets

Application

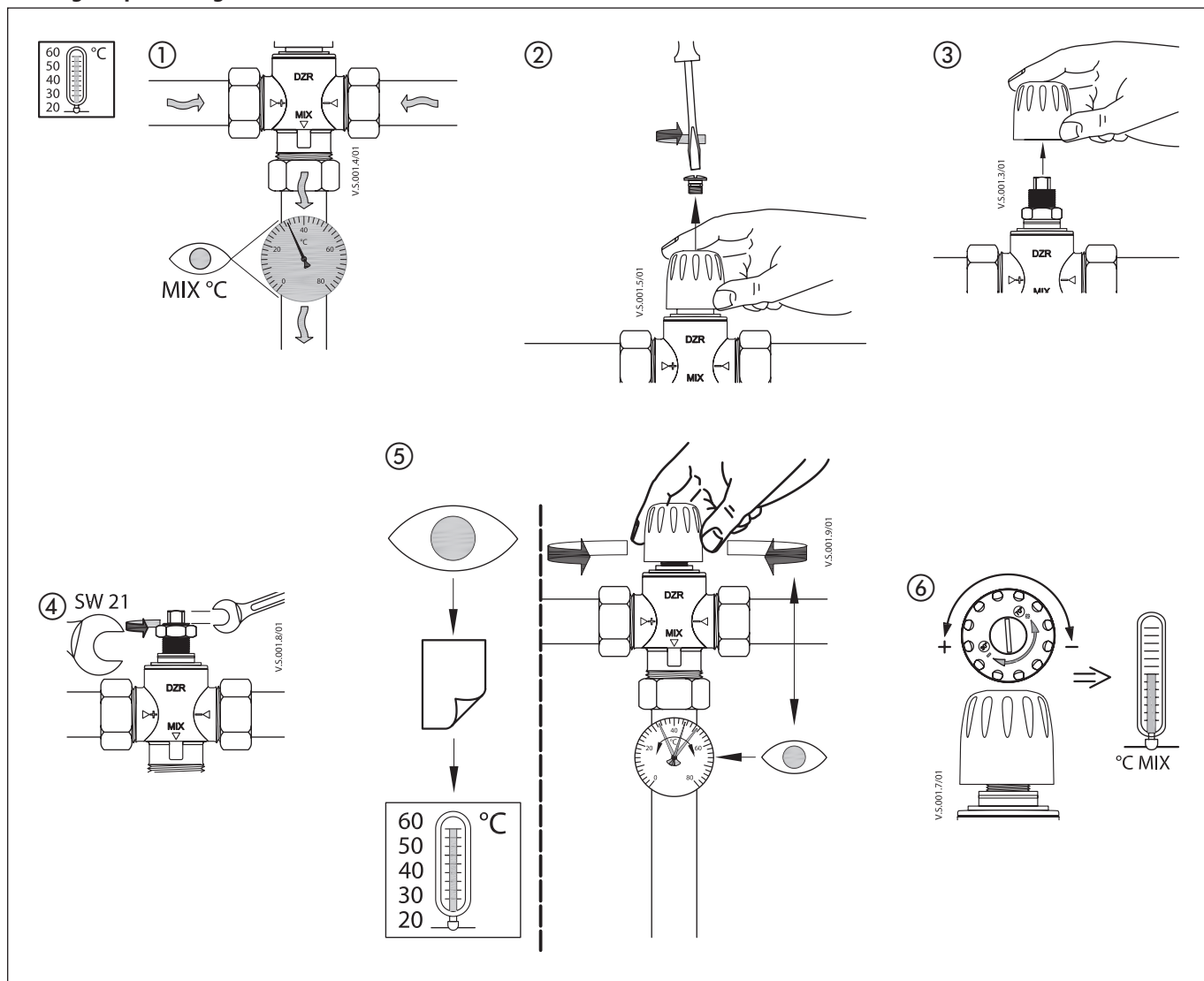
Note for fig. 1:  
 Danfoss PACK solution consists of thermostatic mixing valve TVM-H, motorised valve and programable thermostat.  
 This solution gives excellent temperature control for the under floor heating system up 200 m<sup>2</sup> (TVM-H DN 25).



Pressure diagram



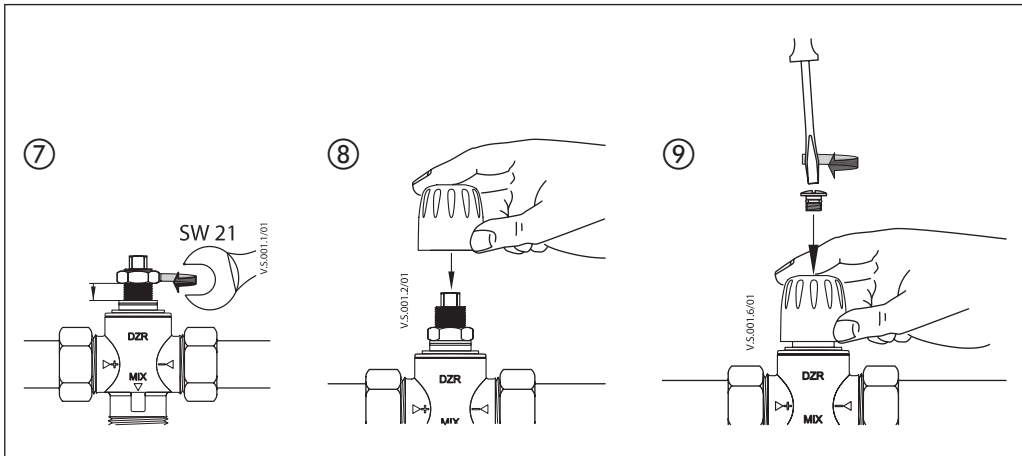
Locking the presetting



Data sheet

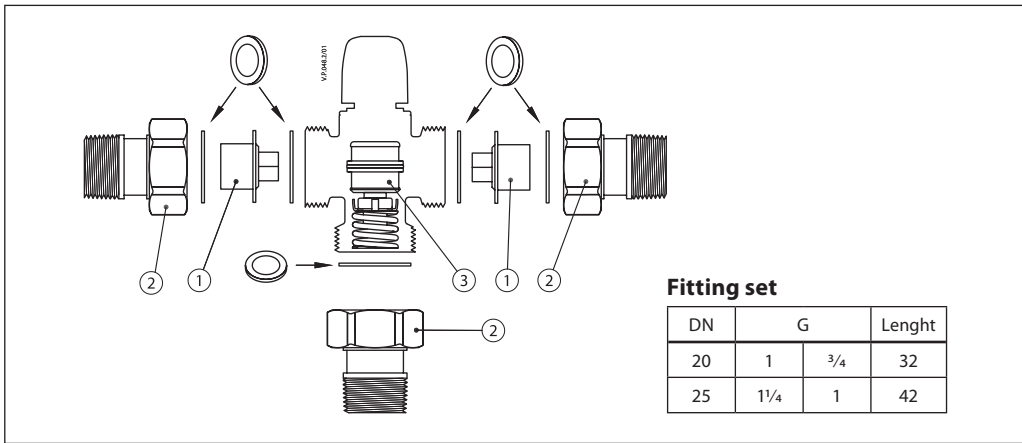
Thermostatic mixing valve TVM-H

Locking the presetting  
(continuous)



Spare parts

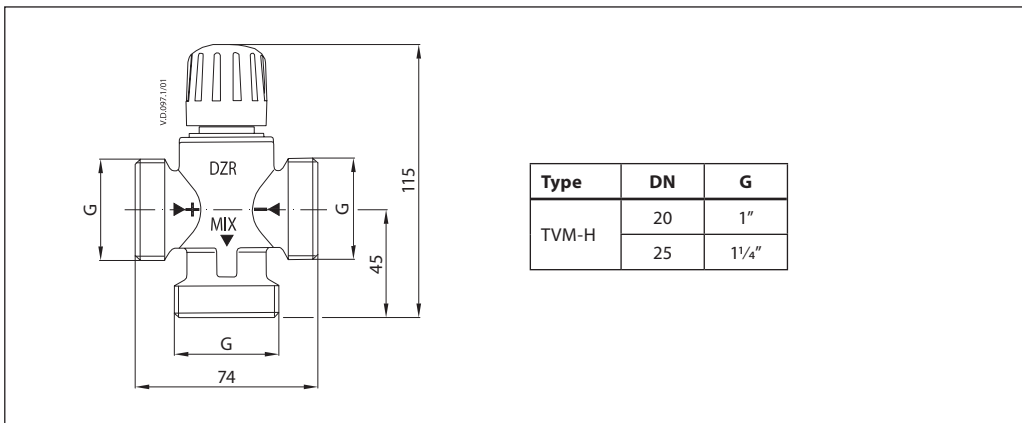
- 1. Non-return valve
- 2. Fitting set
- 3. Thermostatic element



**Fitting set**

DN	G	Lenght
20	1 3/4	32
25	1	42

Dimensions



Type	DN	G
TVM-H	20	1"
	25	1 1/4"

Danfoss can accept no responsibility for possible errors in catalogues, brochures and other printed material. Danfoss reserves the right to alter its products without notice. This also applies to products already on order provided that such alterations can be made without subsequent changes being necessary in specifications already agreed. All trademarks in this material are property of the respective companies. Danfoss and the Danfoss logotype are trademarks of Danfoss A/S. All rights reserved.